


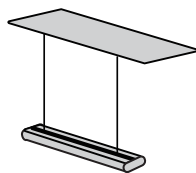



## Track Series Suspension Installation



This series is a track installation LED signage. It also with easiest installation design, with an option of suspending from ceiling, thus basically takes no extra spaces.








### Suspension installation

You can suspend our track signs from the ceiling, which will take no space from your shop wall, counter or floor. You can also put them onto your reception desk or windowsill.

## Recommended track and sign sizes

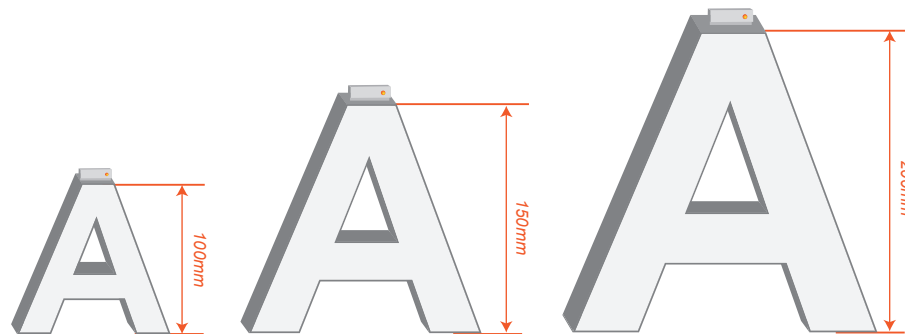
Recommended track size	Recommended sign size and maximum allowed quantities		
	H100 'A'	H150 'A'	H200 'A'
 <b>L 600 mm</b> 600*20*40 mm	6	4	3
 <b>L 900 mm</b> 900*20*40 mm	9	6	4
 <b>L 1200 mm</b> 1200*20*40 mm	12	8	6




20 mm  
40 mm  
Scheme of the track profile

Recommended driver:  
DC12V 3A 36W


## Recommended sign sizes



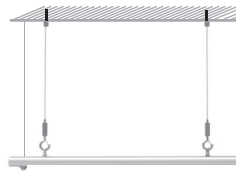
## Manual



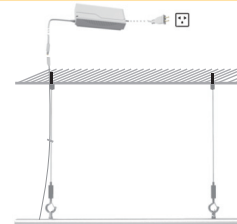
1. Drill screw holes from the ceiling



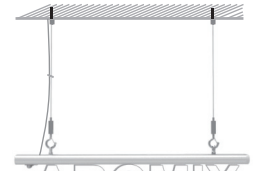
2. Install suspension cable



3. Hook up the track to the suspension cable and put the power cable in place.




4. Connect to the driver.



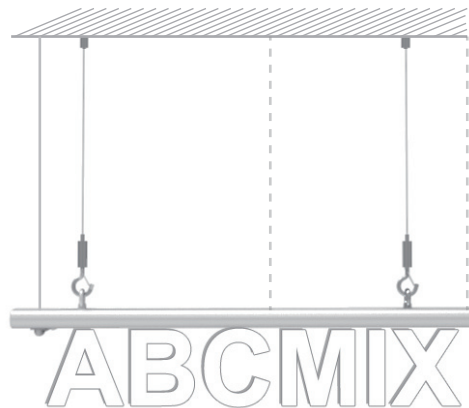
5. Done.

## Positioning magnets



Each aluminum track equipped with a metal strip inside the track so to attract the magnets to the signs, this design will make the signs won't move in the track or fall out in windy environment.

## Put the power cable in place




You can move the power cable to any position of the track.


## Convenient design




Just slide the signs into the track, it will be lighted up automatically.



Aim the signs at the track, and then push it into place.



This is the connection system between the track and the suspension cable. You can change the length of the suspension cable easily.




The maximum effective length of the suspension cable is 1.5m.

By pushing this button, you can change the length of the suspension cable.



You can apply this series to many business occasions. Install the signs to the balcony, show window or counter ceiling will make your shop unique and attractive.





Imagine that you have a new item to promote, or discount offers, you can put your promotion words suspending from the ceiling of your show window, it will give the customer an urge to come in. It can also serve as direction signs in exhibition fair, airport, and bus station etc. to make these kinds of places friendly to everyone.



# KIDSWEAR ↑





Top Track Round Lightbox